

SACRED HEART SCHOOL

(Affiliated to CBSE up to +2, Delhi, School NO. 66417, Affiliation No. 3430224)

Website : www.sacredheartkoderma.org, Mail ID - shstelaiya@gmail.com

JHUMRI TELAIYA - 825409, KODERMA, (JHARKHAND)

SYLLABUS OF CLASS - K.G - I

ENGLISH

MONTH	TOPIC COVERED
April	<p>English Oral :</p> <ol style="list-style-type: none"> 1. Rhymes - Wheels on the bus Are you sleeping 2. Two words with each alphabet A to E page no 6 to 10 <p>English Written</p> <ol style="list-style-type: none"> 1. Capital alphabets A to Z. 2. What comes after? A to Z. 3. Small alphabets a to d page no 9 to 13
May	<p>English Oral</p> <ol style="list-style-type: none"> 1. Rhymes - Chubby Cheeks, wheels on the bus Cobbler, Cobbler, are you sleeping. 2. Days of the weeks 3. Months of the year. 4. Two words with each alphabets F to Z page no <p>English Writing</p> <ol style="list-style-type: none"> 1. Small alphabets e to l. page no. 14 to 41 2. After, before, in-between A to Z 3. Capital to Small 4. First letter, of the picture. 5. Fill in the missing letters.
July	<p>English Oral</p> <ol style="list-style-type: none"> 1. Days of the Week 2. Month of the week 3. Spelling of one word A- ant to Z Z00 4. Rhymes- Ten letter fingers. 5. Two letter dicky birds. <p>Written</p> <ol style="list-style-type: none"> 1. Small alphabet a to z. 2. Capital to small A a to Zz 3. First letter of the picture a to z. 4. Match the picture with alphabet a to z 5. English activity book page no. 46 to 81.
August	<p>English Oral</p> <ol style="list-style-type: none"> 1. Rhymes- 1 Wheels on the bus. 2. Are you sleeping. 3. Chubby cheeks 4. Cobbler- Cobbler 5. Ten letter fingers. 6. Two letter dicky birds. <ul style="list-style-type: none"> ❖ Myself Vowels. ❖ Days of the week. ❖ Months of the week. ❖ Two /Three letter word 10 each

	<p>English Written</p> <ol style="list-style-type: none"> 1. Small Alphabets a to z. 2. Two letter words. 3. Three letter words. 4. Write vowels a, e, i, o, u. 5. Name the Pictures.
September	Revision of all above.
October	<p>English</p> <p>English Oral</p> <ol style="list-style-type: none"> 1. Recognition of small cursive <i>a</i> to <i>z</i> 2. Opposite words page no. 84 & 85 from book. 3. Phonic sound a, e, page no. 45 to (49 from book) <p>English Written</p> <ol style="list-style-type: none"> 1. Write small cursive <i>a</i> to <i>z</i> 2. One word from each letter a to h. 3. Match the alphabets.
November	<p>English Oral</p> <ol style="list-style-type: none"> 1. Small Cursive <i>a</i> to <i>z</i> 2. Phonic sound words i, o, u. (Pikaso English -Page no. 55 to 69) <p>English Written</p> <ol style="list-style-type: none"> 1. Write Small Cursive <i>a</i> to <i>z</i> 2. One word from each letter i to o. 3. Capital to cursive.
December	<p>English Oral</p> <ol style="list-style-type: none"> 1. Small Cursive <i>a</i> to <i>z</i> 2. Phonic sound words (a e i o u) 3. (Pikaso English -Page no.45 to 69) <p>English Written</p> <ol style="list-style-type: none"> 1. Learn to write small cursive <i>a</i> to <i>t</i> 2. One word from each letter p to u. 3. Capital to cursive.
January	<p>English Oral</p> <ol style="list-style-type: none"> 1. 4 Directions 2. Small cursive <i>a</i> to <i>z</i> 3. Use of this/ that. 4. (Pikaso English page no. -76) <p>English Written</p> <ol style="list-style-type: none"> 1. Learn to write Small Cursive <i>u</i> to <i>z</i> 2. One Word from each letter <i>v</i> to <i>z</i>. 3. Two Letter words in cursive 10. 4. What comes after? <i>a</i> to <i>z</i>

February	<p>English Oral</p> <ol style="list-style-type: none"> Two and three letter words. Small Cursive <i>a</i> to <i>z</i> Sound words (a, e, i, o, u) Name of 4 Directions. Use of This/ That. Use of A/ An (articles) <p>English Written</p> <ol style="list-style-type: none"> Small Cursive <i>a</i> to <i>z</i> Two and Three letter words 10 each . Write name of the picture. One word from each letter A to Z. Capital to Small cursive. After, before, in-between.
March	<p>Revision of all above.</p> <p>English Rhymes</p> <ol style="list-style-type: none"> Traffic lights Five litter monkeys. One to buckle my shoe. Hot cross buns. I am a letter teapot.
Conversation Oral	
April	<ol style="list-style-type: none"> What is your name? What is your father's name? What is you mother's name? In which class do you read? What is the name of your school?
May June	<ol style="list-style-type: none"> What do you do with your skin? What do you do with your mouth? What do you do with your eyes? What do you do with your ears? What do you do your nose?
July	<ol style="list-style-type: none"> How many days are there in a week? How many months are there in a year? Which animal give us milk?
August	<ol style="list-style-type: none"> Name a leafy Vegetables? Which animal give us Milk? Which is our national animal? Which is our national bird?
October	<ol style="list-style-type: none"> Where do you throw garbage? What is the colour of sky? What is the colour of milk? In which Sate do you live?
November	<ol style="list-style-type: none"> Which is our national song? Which is our national game? When do you take breakfast?

December	<ol style="list-style-type: none"> 1. Who cuts our hair? 2. Who teaches you? 3. Who mends your shoes?
January	<ol style="list-style-type: none"> 1. Which vehicles fly in the sky? 2. Which is fastest vehicles?
February March	<ol style="list-style-type: none"> 1. Revision of above.

G.K

MONTH	TOPIC COVERED
April	<ol style="list-style-type: none"> 1. Parts of body page no. -3 2. Colours page no. -4 3. Myself and My Family page no. -6
May June	<ol style="list-style-type: none"> 1. My School and My Classroom page no. -7 2. Fruits name page no. -8 3. Vegetables page no. -9
July	<ol style="list-style-type: none"> 1. Domestic Animals page no. -10 2. Wild animals page no. -11 3. Reptiles page no. -13
August	<ol style="list-style-type: none"> 1. Flowers name page no. -15 2. Birds name page no. -14
September	Revision of all.
October	<ol style="list-style-type: none"> 1. Domestic animals page no. -10 2. Wild animals page no. -11 3. young Ones page no. -12 4. Name of 4 Seasons.
November	<ol style="list-style-type: none"> 1. Reptiles page no. -13 2. Means of transport page no. -16
December	<ol style="list-style-type: none"> 1. Helpers page no. -17 2. Good Habits page no.- 19 3. Cleanliness page no. -18
January	<ol style="list-style-type: none"> 1. All above topic
February March	Revision


















HINDI















MONTH	TOPIC COVERED
अप्रैल	<p>1. प्रत्येक अक्षर से दो शब्द अ से अ: तक तथा क से ड. तक। page no. -7,8,9,12</p> <p>2. फलों के नाम।</p> <p>Hindi Rhymes</p> <p>1. मछली</p> <p>Hindi Written</p> <p>1. अ से अ : तक लिखो।</p> <p>2. क से ड. तक लिखो।</p> <p>3. बाद वाले अक्षर।</p> <p>4. खाली स्थान भरो।</p> <p>Hindi activity Book page no.-</p>
मई जून	<p>Hindi Oral</p> <p>1. प्रत्येक अक्षर से दो-दो शब्द च से ज तक page no.-13</p> <p>2. रंगों के नाम (लाल, हरा, पीला, नीला, गुलाबी, बैंगनी, कला, सफेद)</p> <p>3. फलों के नाम (आम, सेब, केला, अंगूर, संतरा, लीची, पपीता, तरबूज, खरबूज)</p> <p>Hindi Written</p> <p>1. अ से अ: तक।</p> <p>2. क से ज तक।</p> <p>3. खाली स्थान भरो।</p> <p>4. पहले, बाद , बीच वाले अक्षर लिखो।</p> <p>5. चित्र का पहला अक्षर लिखो।</p> <p>Hindi activity Book page no.</p>
जुलाई	<p>Hindi Oral/Hindi Rhymes.</p> <p>1. सब्जियों के नाम 10।</p> <p>2. फूलों के नाम '10'।</p> <p>3. प्रत्येक अक्षर से दो-दो शब्द क से म page no.- 15 – 16।</p> <p>4. शरीर के अंगों के नाम।</p> <p>Hindi Written</p> <p>1. क से न तक लिखों।</p> <p>2. चित्र का पहला अक्षर लिखो।</p> <p>3. पहले बाद और बीच वाले अक्षर लिखो।</p> <p>4. मिलान करो।</p> <p>5. चित्र पहचानकर सही अक्षर पर गोल धेरा लगाओं।</p> <p>Hindi activity Book page no.-</p>

अगस्त	<p>Hindi Oral</p> <ol style="list-style-type: none"> 1. अक्षर पहचानो page no.- अ से अ: , क से म तक। 2. पक्षियों के नाम 10 3. जानवरों के नाम 10 4. हमारा राष्ट्रीय फल क्या है? आम 5. हमारा राष्ट्रीय फूल क्या है? कमल 6. हमारा राष्ट्रीय वृक्ष क्या है? बरगद 7. हमारा राष्ट्रीय जानवर क्या है? बाघ 8. हमारा राष्ट्रीय पंक्षी क्या है? मोर <p>Hindi Written</p> <ol style="list-style-type: none"> 1. क से अ: तक, क से म तक लिखों। 2. चित्र का पहला अक्षर लिखो। 3. अक्षर को चित्र से मिलाओ। <p>Hindi activity Book page no.-</p>
अक्टूबर	<p>Hindi Oral</p> <ol style="list-style-type: none"> 1. अ से अ: तक। 2. के झ तक। 3. दो अक्षर वाले शब्द 10 लिखो। 4. आकाश का रंग कैसा होता है? नीला। 5. गाय क्या देती है? दूध। 6. प्रत्येक अक्षर से दो शब्द। <p>Hindi Written</p> <ol style="list-style-type: none"> 1. क से अ: तक लिखों। 2. क से झ तक लिखों। 3. दो अक्षर वाले शब्द लिखना सीखें। 4. Hindi activity Book page no.- 92 to 109 5. अक्षर जोड़कर शब्द बनाओ।
नवम्बर	<p>Hindi Oral</p> <ol style="list-style-type: none"> 1. प्रत्येक अक्षर से दो शब्द य से झ तक। 2. जानवरों के नाम page no.- 44 from book. 3. फूलों का रंग कैसा होता है? रंग-बिरंगे। 4. पंक्षी कहाँ रहते हैं? पेड़ों पर। <p>Hindi Written</p> <ol style="list-style-type: none"> 1. क से श्र तक लिखों। 2. अक्षर जोड़कर शब्द बनाओ। 3. तीन अक्षर वाले शब्द लिखों। 4. Hindi activity Book page no.- 110 to 127
दिसम्बर	<p>Hindi Oral / Written</p> <ol style="list-style-type: none"> 1. चार अक्षर वाले शब्द। 2. वाहनों के नाम page no.- 46 from book. 3. अक्षर जोड़कर शब्द बनाओ। 4. चार अक्षर वाले शब्द लिखें। 5. अक्षर के बाद पहले आने वाले अक्षर लिखें।

जनवरी	<p>Hindi Oral / Written</p> <ol style="list-style-type: none"> 1. दो, तीन, चार अक्षर वाले शब्द लिखे। 2. अक्षर जोड़कर शब्द बनाये। 3. चित्र का नाम लिखे। 4. अक्षर के पहले, बाद आने वाले अक्षर लिखे। 5. अक्षर से शब्द बनाएँ अ से अ: तक। अ – अनार.....। 6. Hindi activity Book.
फरवरी	<p>Hindi Oral / Written</p> <ol style="list-style-type: none"> 1. दो, तीन चार अक्षर वाले शब्द। 2. अक्षर जोड़कर शब्द बनाये। 3. अक्षर से शब्द बनाये अ से अ: तक। 4. Hindi activity book. 5. सही अक्षर चुनकर शब्द पूरा करें। 6. चित्र का नाम लिखें।
मार्च	Revision of above.
	<p>Hindi Rhymes</p> <ul style="list-style-type: none"> ❖ ❖ ❖ ❖ ❖

MATHS

MONTH	TOPIC COVERED
April	<p>Maths Oral</p> <ol style="list-style-type: none"> 1. Recognition of numbers 1 to 30 2. Shapes -  ,  ,  ,  ,  <p>Maths Written</p> <ol style="list-style-type: none"> 1. Write counting 1 to 20 2. Missing numbers 1 to 10 3. Draw marbles 1 to 10 4. Count & Write 1 to 10 5. Maths activity book page no. - 1 to 46.
May June	<p>Maths Oral</p> <ol style="list-style-type: none"> 1. Counting 1 to 50. 2. Backward counting 20 to 1 3. Spelling of 1 to 5 4. Shapes -  ,  ,  ,  ,  ,  <p>Maths Written</p> <ol style="list-style-type: none"> 1. Counting 1 to 40 2. Backward 20 to 1 3. What comes before? 1 to 10 4. Arrange in order 1 to 10 5. Circle the smaller and bigger 1 to 10 6. Maths act book pg no.- 47 to 110
July	<p>Math Oral</p> <ol style="list-style-type: none"> 1. Counting 1 to 50 2. Backward counting 40 to 1 3. Spelling of 1 to 10 4. Spelling of shapes -  Circle  Star  Oval 5. Spelling of 1 to 10
July	<p>Maths Written</p> <ol style="list-style-type: none"> 1. Counting 1 to 50 2. Backward counting 40 to 1 3. Missing Numbers 4. What comes before, after, in between 5. Spelling of 1 to 5 6. Spelling of shapes -  Circle  Star  Oval 7. Math act. book - pg No. - 111 to 162

August	<p>Maths Oral</p> <ol style="list-style-type: none"> Counting 1 to 50 Backward counting 50 to 1 Spelling of 1 to 10 Table of 1 Spelling of shapes <ul style="list-style-type: none">  -Square  -Triangle  -Circle  -Star  -Oval
August	<p>Maths Written</p> <ol style="list-style-type: none"> Counting 1 to 50 Backward counting 50 to 1 Spelling 1 to 10 Table of 1 Spelling of Shapes <ul style="list-style-type: none">  -Square  -Triangle  -Circle  -Star  -Oval
October	<p>Maths Oral/ Written</p> <ol style="list-style-type: none"> Counting 51 to 70 Spelling of 11 to 15 Spelling shapes <ul style="list-style-type: none">  -Cuboid  -Cube Circle the smallest number Table of 2 Backward counting 70 to 51
November	<p>Maths Oral/ Written</p> <ol style="list-style-type: none"> Table of 3 Counting 71 to 100 Spelling of 16 to 20 Backward counting 100 to 71 Circle the largest Shapes name :-  - Cone,  - Heart
December	<p>Maths Oral / Written</p> <ol style="list-style-type: none"> Counting 51 to 100 Table of 4 Spelling of 11 to 20 Backward counting 100 to 51 Simple add (+)

January	<p>Maths Oral/ Written</p> <ol style="list-style-type: none"> 1. Forward counting 1 to 100 2. Spelling of 1 to 20 3. Simple add (+) 4. Shapes name - Cube, Cuboids , Cone, Heart
February	<p>Maths Oral / Written</p> <ol style="list-style-type: none"> 1. Shapes name 2. Table of 2, 3, 4, 5 3. Number name 11 to 20 4. Simple add (+) 5. Circle the smallest & largest 6. Counting 51 to 100 7. Backward counting 100 to 51
March	<p>Revision of all above.</p>