

SACRED HEART SCHOOL

SUMMER VACATION HOMEWORK (2026-27)

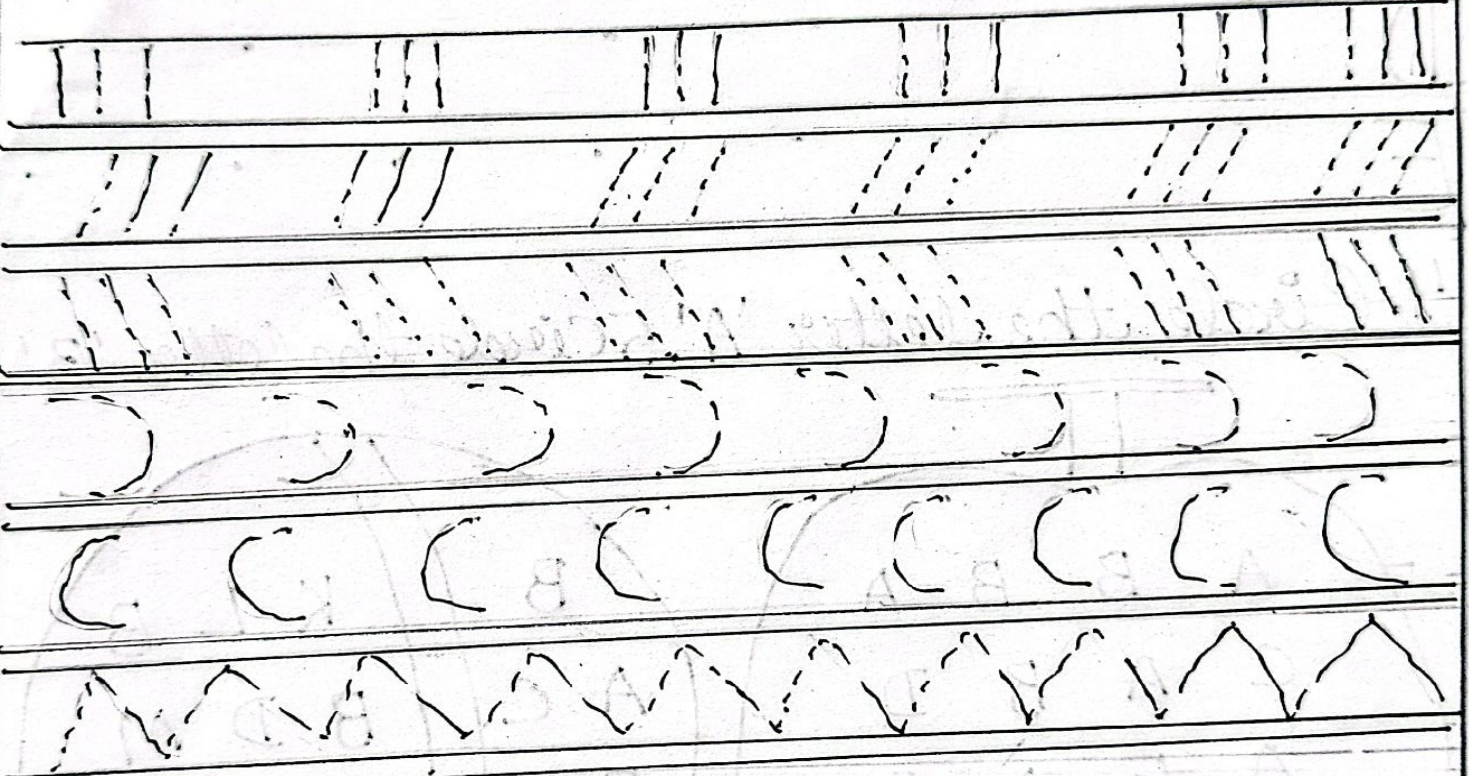
CLASS - NURSERY

SUBJECT - ENGLISH

NAME -

ROLL No. -

1. Join the dots:-



2. Match the same letters:-

B

A

C

D

F

E

C

B

A

E


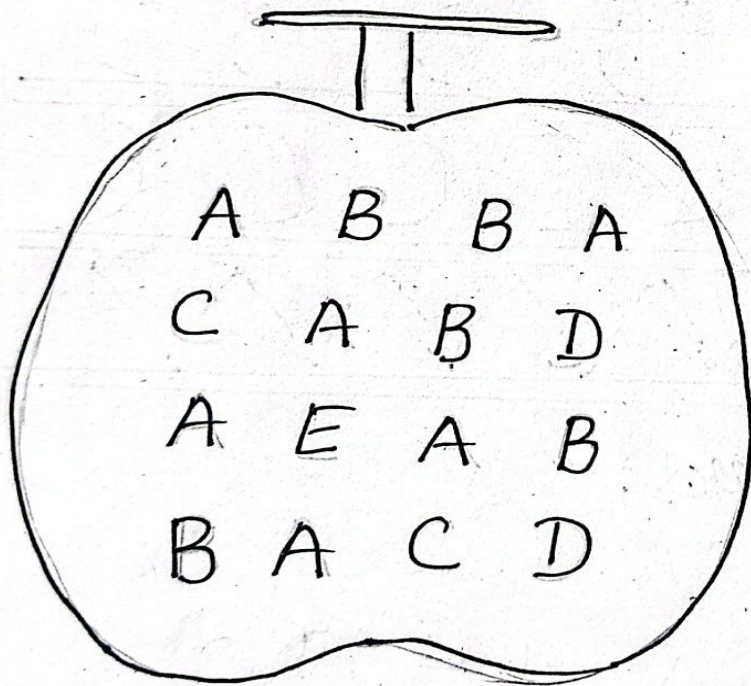
F

D




3. See and Write :-

A
B
C
D
E


4. Circle the letter 'A'. 5. Circle the letter 'B'.



6. Colour and write the first letter of pictures.



1. अ वर्ण पर गीला करो:—



2. देखकर लिखो—

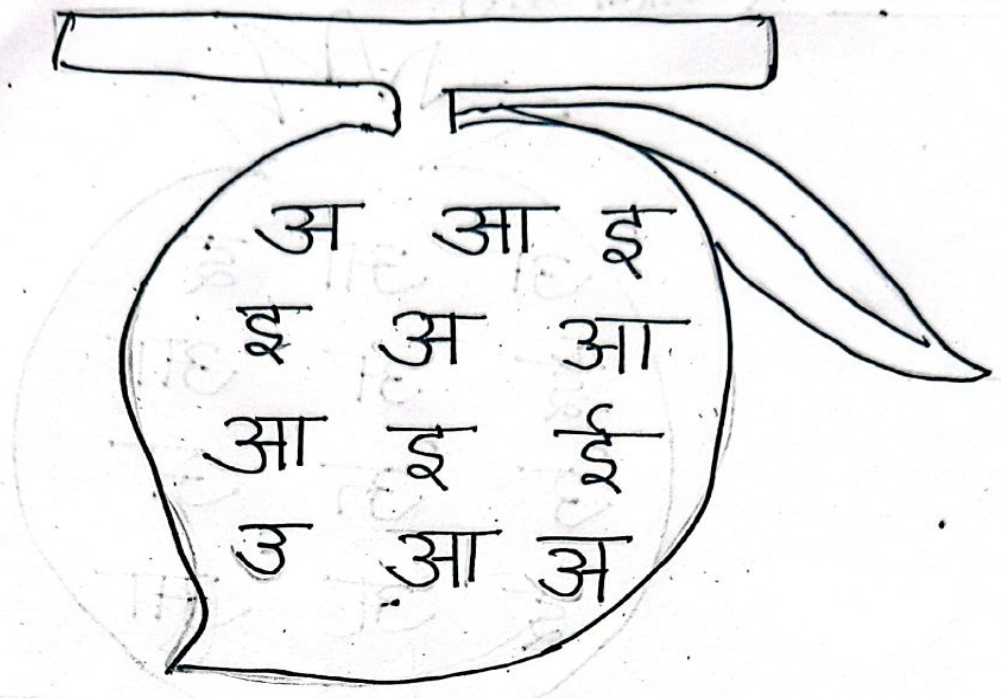
अ

—
—
—

आ

—
—
—

3. आ वर्ण पर गौला करो —



4. अक्षर को चित्र से मिलान करें —

अ
आ
इ
ई



5. अक्षर को अक्षर से मिलान करें —

इ
ई
अ
आ



अ
इ
आ
ई

See and write 1—

SUB - MATHS

| | | | | | | | |
|---|--|--|--|--|--|--|--|
| 1 | | | | | | | |
| 2 | | | | | | | |
| 3 | | | | | | | |
| 4 | | | | | | | |
| 5 | | | | | | | |

2. Count and write the numbers:—



3. Match the same number:—

- 1
- 2
- 3
- 4
- 5

- 5
- 3
- 2
- 1
- 4

4. Count and match the number:—



• 2




• 5



• 4






• 1



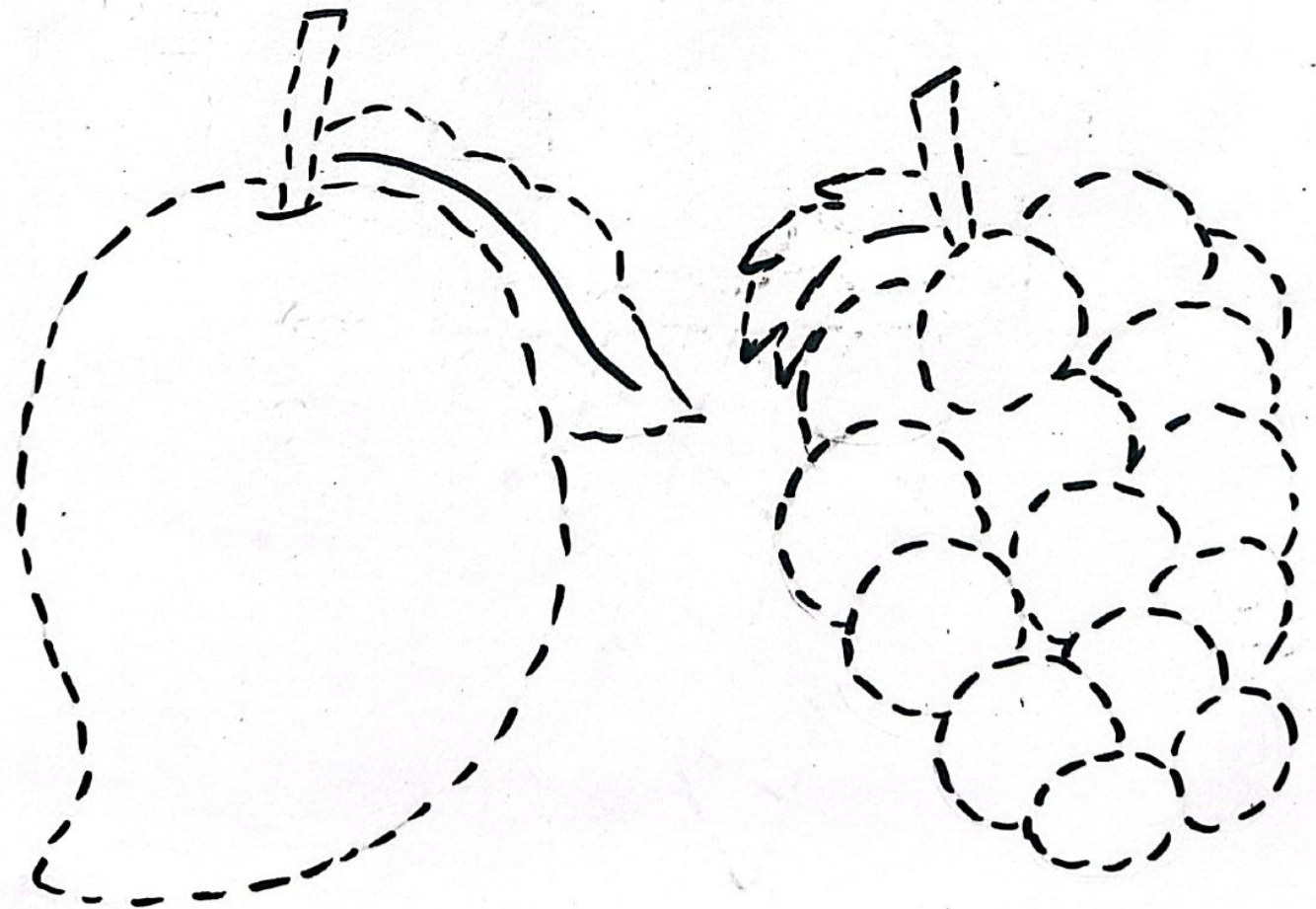

• 3

5. Colour the pictures:—



Sub-Drawing

Join the dots and colour them.



ate
ation

