

SACRED HEART SCHOOL


SUMMER VACATION HOMEWORK (2026-27)

CLASS - NURSERY SUBJECT - ENGLISH


NAME -

ROLL No -

1. Join the dots:-



2. Match the same letters:-



3. See and Write :-

A

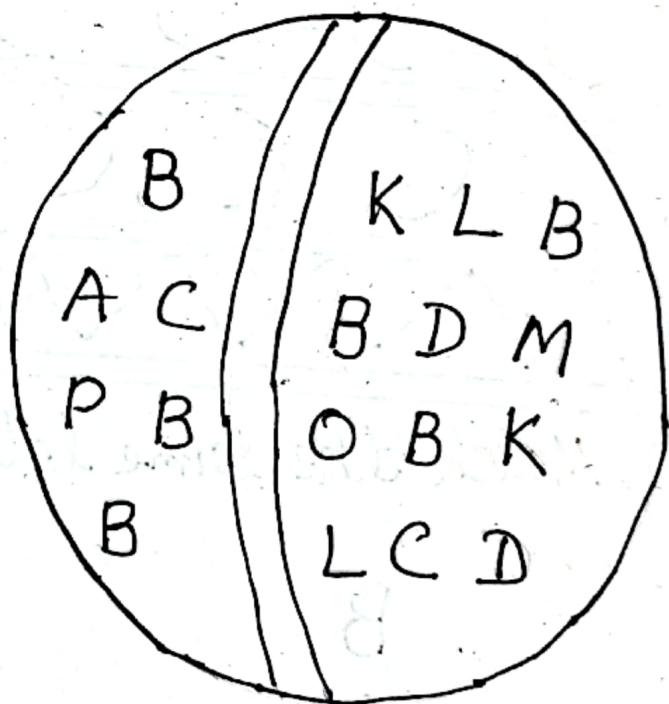
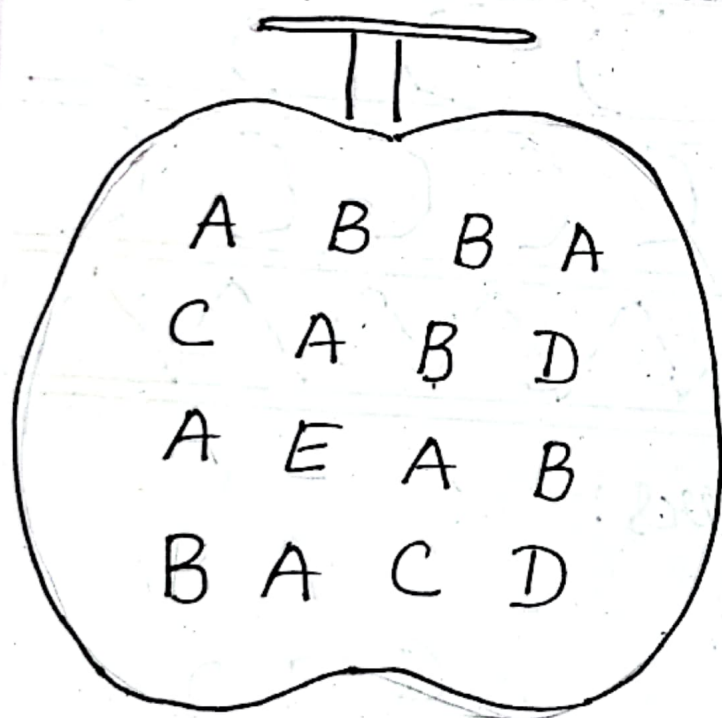
B

C


D

E

4. Circle the letter 'A'. 5. Circle the letter 'B'.




6. Colour and write the first letter of pictures:-



LASS- NURSERY SUB- HINDI

1. अ वर्ण पर गीला करो:—




2. देखकर लिखो—

अ

आ

3. आ वर्ण पर गौला करो—



4. अक्षर को चित्र से मिलान करें—

अ

आ

इ

ई



5. अक्षर को अक्षर से मिलान करें—

इ

ई

अ

आ

अ

इ

आ

ई

See and write 1—

SUB - MATHS

| | | | | | | | |
|---|--|--|--|--|--|--|--|
| 1 | | | | | | | |
| 2 | | | | | | | |
| 3 | | | | | | | |
| 4 | | | | | | | |
| 5 | | | | | | | |

2. Count and write the numbers:—



3. Match the same number:-

1

2

3

4

5

5

3

2

1

4

4. Count and match the numbers:-



.

.

.

.

.

.

.

.

.

.

2




5

4

1





3

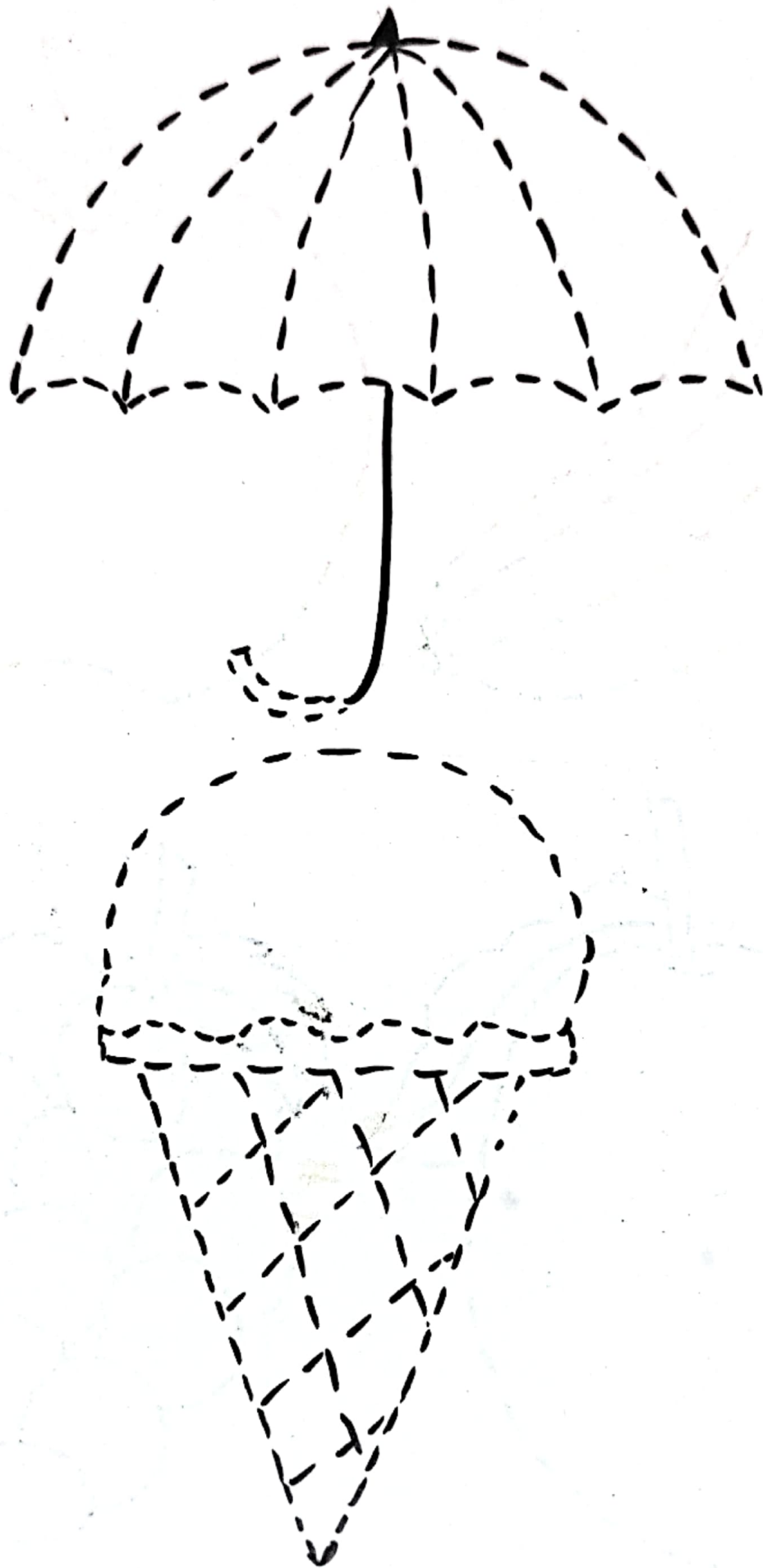
5. Colour the pictures:-



Sub-Drawing

Join the dots and colour them.





* Colour the watermelon and paste original seeds in it.

* Tear green and yellow colour paper and paste to complete

Coconut water

